


# HIKARI

---



*enlightening your threat hunting journey*

RED TEAM



**assimetria**

**educação**



solução

Treinamento em caça de  
ameaças

Realista → multi-estágio

Interface CTF

# NOSSO VALOR

## PERSONALIZAÇÃO

Escalável para incorporar

+ da empresa

+ do segmento

Adaptável ao longo do tempo

Hackers do Bem  
SICOOB | PRODEMGE | VALE

Campanha  
personalizada ou assinatura

Treinamento  
Alto nível

# De profissionais para profissionais


Integração de ferramentas bem conhecidas

Pilha ELK (Elasticsearch, Kibana, Logstash)

Habilitador de estratégias avançadas: Jupyter + IA

Backend: altamente tecnológico escalável

Gamificada: CTFd



docker

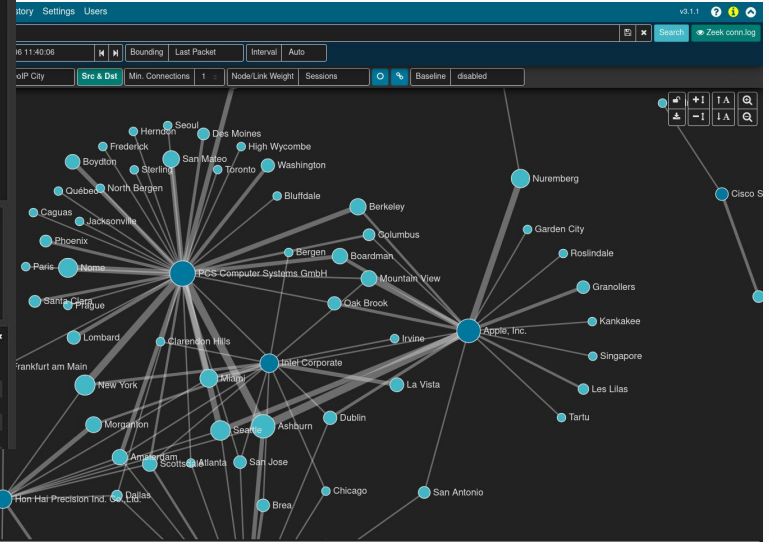


kubernetes



CTFd

# Protótipo





## Home

[Add data](#) [Manage](#) [Dev tools](#)**Enterprise Search**

Search everything →

Build a powerful search experience.  
Connect your users to relevant data.  
Unify your team content.

**Observability**

Centralize &amp; monitor →

Monitor infrastructure metrics.  
Trace application requests.  
Measure SLAs and react to issues.

**Security**

SIEM &amp; Endpoint Security →

Prevent threats autonomously.  
Detect and respond.  
Investigate incidents.

**Kibana**

Visualize &amp; analyze →

Analyze data in dashboards.  
Search and find insights.  
Design pixel-perfect presentations.  
Plot geographic data.  
Model, predict, and detect.

## Ingest your data

[Try our sample data](#)**Add data**

Ingest data from popular apps and services.

**Add Elastic Agent**

Add and manage your fleet of Elastic Agents and integrations.

**Upload a file**

Import your own CSV, NDJSON, or log file.

# Vantagem comercial

Soluções	Regionalização	Caça de ameaças	Ambiente Simulado Realista	Gerência de competições	Direcionada para Educação	Precificação
Cyber Range Solutions	x	x	x	x	x	Soluções fechadas
Hack The Box		x	x	x		Assinatura
Immersive Labs		x	x	x	x	Assinatura
RangeForce		x	x	x	x	Assinatura
Security Onion		x				Código aberto
<i>HIKARI</i>	x	x	x	x	x	<i>Código aberto</i>


A laptop screen displaying a data dashboard. The dashboard features a line graph with two data series, a pie chart, and a taskbar with various application icons. The text 'HIKARI' is overlaid on the left side of the screen.

**HIKARI**

light to unleash your  
threat hunting skills

# HIKARI

[hikari-edu.github.io](https://hikari-edu.github.io)



---

***Lourenço Alves Pereira Júnior, Sidnei Barbieri,  
Leonardo Chahud, Caio Chaves***  
*[ljr@ita.br](mailto:ljr@ita.br)*